

# Scope at Home

Simple ideas to help your middle-schooler explore the power of reading!

---

Dear Family,

This year your child will receive *Scope*, a magazine published by Scholastic and created to help middle school students become strong and joyful readers. *Scope* features nonfiction, fiction, dramas, debates, infographics, poetry, and grammar. The magazine will come to the classroom eight times per year.

In class, students will use *Scope* to build reading, writing, and critical-thinking skills. You can play an important role at home in helping your son or daughter become a better reader. When your child brings the magazine home, here are a few ways you can enrich his or her learning:

**1. Look through the magazine together.**

Ask: Which articles did you read at school? Which one did you find most interesting? Why?

**2. Read an article together, and have your son or daughter choose one new word from it.**

He or she can then explain the word's meaning to the family. Have a competition to see who can use it the most in conversation!

**3. Read the debate article together.**

Ask: Which side do you agree with? Why?



With each issue, you will also get a letter featuring specific ideas for what you can do at home using the articles in that issue.

But most of all, enjoy spending time with your son or daughter while exploring the magazine. Even though your middle school student might be asserting more independence than in the past, reading together remains a wonderful activity to share. If English is not your first language, talk about the articles in the language you're most comfortable with.

We hope you'll look forward to seeing *Scope* when it comes home with your child, and that it becomes a welcome part of your family routine!

Sincerely,

Your child's teacher and the editors of *Scope*

---

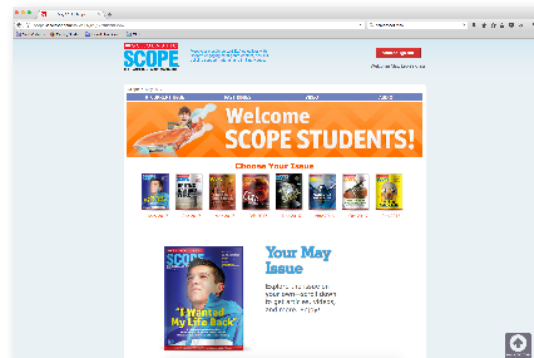
P.S. You can find even more great ways to use *Scope* with your child at Scope Online! Go to [scope.scholastic.com](http://scope.scholastic.com) and click Sign In. Then, click "I am a student." When prompted, enter the classroom password.

## The classroom password is

---

At Scope Online, you can:

- Listen to an audio version of a story or an article while reading along in the magazine.
- Watch videos that go with the articles, and talk about what you find interesting.
- Review words with a vocabulary slideshow and a fun interactive activity.



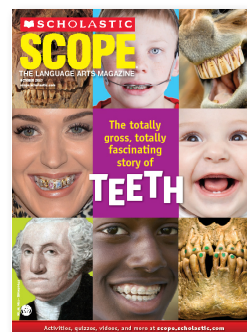
# Scope at Home

Simple ideas to help your middle-schooler explore the power of reading!

Dear Family,

Today your child is bringing home the October 2017 issue of *Scope*. Ask your child what he or she learned from it! Look at the table of contents on page 2, and ask your child to point out a favorite article.

Here are some more activities you can do at home to build your son's or daughter's reading and thinking skills:




- **Watch a video together for the nonfiction article "Our World Turned to Water" on pages 4-11.** →

This article tells the story of one community's experience during the devastating floods in Baton Rouge, Louisiana, in 2016. To go behind the scenes with the author, go to Scope Online ([scope.scholastic.com](http://scope.scholastic.com)) and watch the video, Behind the Scenes: "Our World Turned to Water."




- **Do a family read-aloud of *The Monkey's Paw* on pages 18-25.** →

This delightfully creepy play is based on the classic horror story by W.W. Jacobs. Assign roles and read the play aloud as a family.



- **Look at the infographic "Your Life Story" on page 32.** →

Journey through historic moments in America over the past 13 years. Then share moments from your own childhood. Discuss: What might happen next?



As always, we hope you enjoy reading *Scope* as a family!

Sincerely,

Your child's teacher and the editors of *Scope*